

The neoschool class (v1.3.0)

RAZIK IKHLEF — <https://apps.edulatex.xyz> — razik.ikhlef@csilyon.fr

The `neoschool` class provides secondary school teachers with a comprehensive toolkit for creating educational documents (tests, course handouts, exercise sheets with answer keys, and more). To accommodate a wide range of needs, it offers fifty-six built-in color themes, fifteen preconfigured profiles, extensive class options for layout and typography, specialized environments, dedicated commands, and various preformatted header styles for each type of document. It bundles dozens of commonly used LaTeX packages, which significantly reduces preamble clutter and helps avoid compatibility issues. Multilingual support is included for English, French, and German.

CONTENTS

1	Preconfigured profiles	2		
2	Loaded packages	2		
2.1	Optional packages	3		
3	Configuration options	3		
3.1	Language	3		
3.2	Global appearance	3		
3.2.1	Built-in themes	3		
3.2.2	Color modes	4		
3.2.3	Color customization	4		
3.2.4	Box appearance	4		
3.2.5	Other display options	6		
3.3	Typography	6		
3.3.1	Fonts	6		
3.3.2	Heading styles	7		
3.4	Page layout	7		
3.4.1	Margins and spacing	7		
3.4.2	Headers and footers	7		
3.4.3	Table of contents	8		
3.4.4	Output modes	8		
3.5	Miscellaneous options	8		
4	Document styles	8		
4.1	Title layout (<code>titlelayout</code>)	8		
4.1.1	Exam styles	8		
4.1.2	Assessment styles	8		
4.1.3	Design styles	8		
4.1.4	Classic styles	9		
4.2	Header configuration (<code>\neoheader</code>)	9		
5	Math environments	9		
5.1	Theorem styles	9		
5.2	Available environments	10		
5.3	Environment options	10		
5.4	Numbering options	10		
5.5	Environment examples	10		
6	Exercises	11		
6.1	The exercise and solution environments	11		
6.1.1	Exercise options	11		
6.1.2	Exercise styles (<code>exstyle</code>)	12		
6.1.3	Global options	12		
6.1.4	Exercise with solution	12		
6.1.5	Multiple choice	12		
7	Code listings	13		
7.1	The code environment	13		
7.2	Code box styles (<code>codestyle</code>)	13		
7.3	Code options	13		
7.4	Additional commands	13		
7.5	The pseudocode environment	14		
8	Admonitions	14		
8.1	Available environments	14		
8.2	Admonition styles	15		
8.3	Admonition options	15		
9	Content layout	15		
9.1	Absolute positioning	15		
9.2	Two-column layout	15		
9.3	The sidebyside environment	16		
9.4	Text with image	16		
9.5	QR codes	16		
9.6	Grids and paper styles	16		
9.7	Simple boxes	17		
9.8	Logos and special symbols	17		
10	Grading and assessment	17		
10.1	Grading tools	17		
10.2	Answer areas	17		
10.3	Markers and symbols	18		
10.4	Competency-based assessment	18		
11	Math commands	19		
11.1	Highlighting	19		
11.2	APMEP support	19		
12	Special tools	19		
12.1	Trees and graphs	19		
12.2	Math grid (<code>mathgrid</code>)	20		
13	Margin notes	20		

① PRECONFIGURED PROFILES

The **profile=name** option automatically sets up a coherent group of options tailored to a specific type of document. Each profile defines a theme, title layout, box styles, and visual settings suited to a particular use case.

- **academic**: well suited for lectures and course handouts. Theme `royal`, title layout `band`, theorem style `block`, exercise style `bar`, boxshape `soft`.
- **minimalist**: clean, pared-down style. Theme `ink`, title layout `stream`, theorem style `plain`, exercise style `line-outline`, boxshape `sharp`.
- **material**: inspired by Material Design. Theme `azure`, title layout `notion`, theorem style `tile`, exercise style `capsule`, boxshape `rounded`.
- **coder**: for technical and computer science documents. Theme `marine`, title layout `blocks`, theorem style `bar`, exercise style `shell`, boxshape `chamfer`.
- **memo**: for review sheets and compact summaries. Theme `lagoon`, title layout `bristol`, theorem style `sticker`, exercise style `sticker`, boxshape `chat`.
- **exam**: for tests and proctored assessments. No theme enforced (uses the default or whatever the user specifies), title layout `eval`, theorem style `plain`, exercise style `inline`, boxshape `sharp`. Enables print mode (black and white).
- **organic**: natural look with soft shapes. Theme `forest`, title layout `flow`, theorem style `curve`, exercise style `capsule`, boxshape `leaf`.
- **origami**: geometric style with creases. Theme `crimson`, title layout `geometric`, theorem style `fold`, exercise style `rule`, boxshape `bevel`.
- **blueprint**: technical drafting style. Theme `azure`, title layout `grid`, theorem style `frame`, exercise style `counter-inline`, boxshape `sharp`.
- **swiss**: inspired by Swiss graphic design. Theme `cardinal`, title layout `brush`, theorem style `bar`, exercise style `capsule-outline`, boxshape `southeast`.
- **creative**: for playful, colorful handouts. Theme `neon`, title layout `memphis`, theorem style `pastel`, exercise style `badge`, boxshape `sharpish`.
- **focus**: understated style with a side accent. Theme `rhodium`, title layout `spine`, theorem style `tag`, exercise style `separator`, boxshape `west`.
- **elegant**: refined and stripped-back. Theme `velours`, title layout `minimal`, theorem style `bar`, exercise style `line-circle`, boxshape `sharp`.
- **slate**: sober style with a side banner. Theme `slate`, title layout `spine`, theorem style `block`, exercise style `bar`, boxshape `sharp`.
- **maker**: technical style for DIY projects. Theme `frost`, title layout `tech`, theorem style `sticker`, exercise style `rule`, boxshape `sharp`.
- **zen**: calm, harmonious style. Theme `moss`, title layout `wave`, theorem style `block`, exercise style `block`, boxshape `sharpish`. Enables unicolor mode.

```
1 % Using a profile
2 \documentclass[profile=academic]{neoschool}
3
4 % Customizing a profile
5 \documentclass[profile=exam, theme=midnight]{neoschool}
```

② LOADED PACKAGES

The following packages are automatically loaded by the `neoschool` class.

adorn	fontawesome5	pgffor	tikz
adjustbox	forest	pgfplots	tikzpagenodes
algpseudocode	iftex	pifont	tikzsymbols
bookmark	kvoptions	qrcode	ulem
calc	lastpage	scrlayer-scrpage	wrapfig
changepage	marginnote	setspace	xcolor
colortbl	mathtools	silence	xhfill
cuted	multicol	siunitx	xkeyval
enumitem	nccmath	tabulararray	xsim
environ	needspace	tasks	xstring
etoolbox	pdftexcmds	tcolorbox	

When compiling with `pdflatex`, the class loads `fontenc` (with the `T1` option), `inputenc` (with the `utf8` option), `newpxtext`, and `newpxmath`. When compiling with `lualatex`, it makes `fontspec`, `luacas`, `lua-ul`, and `luacolor` available, and applies the TeX Gyre Pagella and TeX Gyre Heros fonts alongside `newpxmath`.

2.1 Optional packages

- **fakertext**: loads `blindtext` and `lipsum` for placeholder text.
- **mathastext**: loads `mathastext` to use the text font in math mode.
- **math**: loads `annotate-equations`, `bm`, `cancel`, `esvect`, `mathrsfs`, `nccomma`, `numprint`, `tdsfrmath` (with the `suite` and `taupe` options), `tkz-euclide`, `witharrows`, and `xlop`.
- **notes/leftnotes/rightnotes**: load `todonotes`.
- **apmep**: loads a bundle of packages for compiling APMEP past exam papers, including `esvect`, `fourier-orns`, `numprint`, `pstricks` and its ecosystem, `tabularx`, `textcomp`, `tkz-tab`, and variations.
- **mathics**: loads `asymptote` and `latexalpha2` for computer algebra via Mathics.

③ CONFIGURATION OPTIONS

3.1 Language

- **english, french, german**: enables the translations and conventions for each language. These options affect environment labels, typographic rules, and math conventions.
- **nofrenchlist**: disables the French list style (switches dashes back to bullets).
- **frenchlistaspar**: treats lists as paragraphs in French.
- **frenchmath**: applies French math conventions (upright capitals and Greek letters).

3.2 Global appearance

3.2.1 Built-in themes

The **theme=name** option sets the document's color theme. There are 56 themes available.

amethyst	cardinal	eton	harvard
arctic	coffee	flora	hearth
aurora	cosmos	forest	heritage
azure	crimson	frost	ink (default)
bordeaux	cyprus	garden	ivy
cambridge	dusk	glacier	jewel

lagoon	mulberry	retro	terra
library	neon	rhodium	trinity
mahogany	night	royal	tundra
manor	oceanic	saffron	tweed
marine	opera	sage	velours
midnight	orchid	slate	velvet
mist	oxford	study	vivid
moss	peony	taiga	woodland

Each theme defines four colors: a primary color (titles, sections, definitions), a secondary color (theorems), a tertiary color (exercises), and a structural color (neutral elements such as remarks and inline code).

```
\documentclass[theme=oceanic]{neoschool}
```

3.2.2 Color modes

- **print**: black and white, for printing.
- **unicolor**: uses the primary color for every environment.

3.2.3 Color customization

- **globalcolor**=color: body text color (default: black).
- **titlecolor**=color: main title color.
- **titlehexcolor**=RRGGBB: main title color in hexadecimal.
- **headcolor**=color: \section heading color.
- **subcolor**=color: \subsection heading color.
- **subsubcolor**=color: \subsubsection heading color.
- **headfootcolor**=color: header and footer color.
- **secondarymix**=0-100: blend percentage for the secondary color (default: 85).
- **tertiarymix**=0-100: blend percentage for the tertiary color (default: 85).

3.2.4 Box appearance

Frames and backgrounds:

- **thmnoframe** / **thmframe**: toggles theorem frames.
- **thmnoback** / **thmback**: toggles theorem backgrounds.
- **codenoframe** / **codeframe**: toggles code block frames.
- **codenoback** / **codeback**: toggles code block backgrounds.
- **codenonum** / **codenum**: toggles line numbering in code blocks.
- **exnoback** / **exback**: toggles exercise backgrounds.
- **noback** / **back**: toggles all backgrounds.
- **noframe** / **frame**: toggles all frames.
- **clean**: disables all frames and backgrounds.
- **styled**: enables all frames and backgrounds.

Background opacity:

- **boxopacity**=n: global background opacity (0–100, default: 8).

- **thmboxopacity**=n: theorem background opacity (default: 8).
- **exboxopacity**=n: exercise background opacity (default: 0).
- **codeboxopacity**=n: code block background opacity (default: 5).
- **adboxopacity**=n: admonition background opacity (default: 10).
- **mathboxopacity**=n: math highlight background opacity (default: 15).

Frame opacity:

- **frameopacity**=n: global frame opacity (0–100).
- **thmframeopacity**=n: theorem frame opacity (default: 90).
- **exframeopacity**=n: exercise frame opacity (default: 95).
- **codeframeopacity**=n: code block frame opacity (default: 85).
- **adframeopacity**=n: admonition frame opacity (default: 90).
- **sideframeopacity**=n: sidebyside frame opacity (default: 90).

Border thickness:

- **border**=dim: global border thickness.
- **thmborder**=dim: theorem border thickness (default: 0.8pt).
- **exborder**=dim: exercise border thickness (default: 0.8pt).
- **codeborder**=dim: code block border thickness (default: 0.8pt).
- **adborder**=dim: admonition border thickness (default: 0.8pt).

Internal padding:

- **padding**=value: adjusts internal padding of boxes. *Options: tight, loose, normal (default).*

Corner radii:

- **boxarc**=dim: corner radius for neobox and answerframe (default: 0pt).
- **thmboxarc**=dim: corner radius for theorems (default: 0pt).
- **exboxarc**=dim: corner radius for exercises (default: 0pt).
- **codeboxarc**=dim: corner radius for code blocks (default: 0pt).
- **sideboxarc**=dim: corner radius for sidebyside (default: 0pt).
- **pseudoboxarc**=dim: corner radius for pseudocode (default: 0pt).
- **sectionarc**=dim: corner radius for section headings (highlighted or shaded style).

Box shapes: The **boxshape**=shape option sets the overall corner shape of boxes. Element-specific overrides are available: **thmboxshape**, **exboxshape**, **codeboxshape**, **neoboxshape**, **sideboxshape**. Two additional options let you give the theorem title label a different shape than the main box:

- **thmtitleshape**=shape: shape of the title label (inherits from thmboxshape if not set, default: rounded).
- **thmtitlearc**=dim: corner radius of the title label (inherits from thmboxarc if not set, default: 3pt).

Available shapes:

- **rounded** (default): standard rounded corners.
- **soft**: slightly rounded corners.

- **sharp**: square corners.
- **sharpish**: very slightly rounded corners.
- **curve**: pronounced curved corners.
- **bevel**: chamfered corners.
- **chamfer**: angular beveled corners.
- **chat**: speech-bubble style.
- **leaf**: leaf-shaped rounded corners.
- **northeast, northwest, southeast, southwest**: rounding on a single corner.
- **north, south, east, west**: rounding on one side.
- **downhill, uphill**: diagonally rounded corners.

Title terminators:

- **thmterminator**=text: terminator after theorem titles (default: .\!).
- **thmseparator**=text: separator between the name and custom title.
- **adterminator**=text: terminator for admonitions (default: .\!).
- **exterminator**=text: terminator for exercises (default: .).
- **boxtitle**=text: default title for generic boxes.

3.2.5 Other display options

- **scale**: harmonizes font sizes in lualatex/xelatex.
- **inlinecodebox**: renders inline code (`\texttt`) in a framed, colored box.
- **inlineadmonition** (default): admonition title and body on the same line.
- **blockadmonition**: forces admonition body below the title.

3.3 Typography

3.3.1 Fonts

- **mainface**=Font: main (serif) font.
- **mainfaceoptions**=options: options for the main font.
- **mainfacescale**=factor: scale factor (default: 1.0).
- **sansface**=Font: sans-serif font.
- **sansfaceoptions**=options: options for the sans-serif font.
- **sansfacescale**=factor: scale factor (default: 1.0).
- **monoface**=Font: monospaced (code) font.
- **monofaceoptions**=options: options for the monospaced font.
- **monofacescale**=factor: scale factor (default: 1.0).
- **mathface**=Font: math font.
- **mathfaceoptions**=options: options for the math font.
- **mathfacescale**=factor: scale factor for math.
- **facefamily**=Family: full font family.
- **facefamilyoptions**=options: options for the family.
- **sfbody**: uses the sans-serif font for the body text.
- **sfall**: uses the sans-serif font for the entire document.
- **mathastext**: uses the text font for math.

3.3.2 Heading styles

Global styles:

- **headstyle**=style: font family (default: sffamily).
- **headweight**=weight: font weight (default: bfseries).
- **headshape**=shape: font shape (default: upshape).

Main title:

- **titlestyle**=style: inherits from headstyle.
- **titleweight**=weight: inherits from headweight.
- **titleshape**=shape: default upshape.
- **titlesize**=size: title size (default: hugeminus).
- **titlealign**=align: alignment (default: center).
- **titledecor**=decor: decoration below the title (default: none).
Options: none, ornament, rule, midrule, fullrule.

Sections:

- **sectionnumstyle**=style: number appearance (default: circle).
Options: circle, box, dash, plain.
- **sectiontextstyle**=style: text case (default: sc).
Options: sc, upper, lower.
- **sectionstyle**=style: visual style (default: normal).
Options: normal, ornaments, underline, highlighted, shadedline.
- **sectionalign**=align: alignment (default: center).

Headers and footers:

- **headfootstyle**=style: inherits from titlestyle.

3.4 Page layout

3.4.1 Margins and spacing

- **margin**=dim: horizontal margin width (default: 1.5cm).
- **indent**=dim: paragraph indentation (default: 1em).
- **noindent**: removes paragraph indentation.
- **vspacing**=factor: vertical compression/expansion factor (default: 1.0). Accepts values between 0.25 and 2.0.

3.4.2 Headers and footers

- **fullheader**: enables full header/footer (requires \neoheader).
- **nofooter**: removes header and footer (empty page style).
- **pageonlyfooter**: shows only the centered page number.
- **headerrules**=style: rules (default: none). Options: none, headrule, footrule, headfootrule.

3.4.3 Table of contents

- **compacttoc**: reduces spacing in the table of contents.
- **monotoc**: renders the table of contents using the primary color only.
- **twocoltoc**: displays the table of contents in two columns.

3.4.4 Output modes

These options let you print multiple logical pages onto a single physical sheet.

- **2a5toa4**: 2 identical A5 pages on one landscape A4 sheet.
- **2a4toa3**: 2 identical A4 pages on one landscape A3 sheet.
- **4a5toa3**: 4 identical A5 pages on one A3 sheet.
- **2toa3**: 2 different A4 pages on one landscape A3 sheet.
- **bookleta5**: A5 booklet (A5 pages on folded A4 sheets).
- **bookleta4**: A4 booklet (A4 pages on folded A3 sheets).

3.5 Miscellaneous options

- **abstracttitle**=Title: title for the `abstract` environment (default: DEFAULT).
- **boldlistlabels**: renders list labels in bold.
- **totalpoints**=n: total points for the grading scale (default: 20).

④ DOCUMENT STYLES

4.1 Title layout (`titlelayout`)

The **titlelayout**=style option controls the appearance of the first page and the title.

4.1.1 Exam styles

- **exam**: full layout with fields for name, class, date, and a grading strip.
- **shortexam**: compact exam layout.
- **mockexam**: layout designed for mock exams.

4.1.2 Assessment styles

- **eval**: standard layout, information in the corners.
- **evalicons**: eval with customizable icons.
- **evalgrade**: eval with a grading strip.
- **evaliconsgrade**: combines `evalicons` and `evalgrade`.
- **shorteval**: compact single-line layout.

4.1.3 Design styles

- | | | | |
|------------------|--------------------|-----------------------|-----------------|
| • band | • brush | • geometric | • spine |
| • banner | • bubbles | • grid | • stream |
| • bar | • champagne | • magazine | • tech |
| • bauhaus | • circles | • memphis | • wave |
| • blocks | • cloud | • notion | |
| • book | • confetti | • particles | |
| • bristol | • flow | • simplenotion | |

4.1.4 Classic styles

- **default**: centered standard title.
- **titlebox**: title in a colored banner at the top of the page.
- **tighttitle**: compact title without a box.
- **onlytitle**: displays only the centered title.
- **shorttitle**: compact centered title on a single line.
- **shortlesson**: compact layout for lesson handouts.
- **minimal**: stripped-down minimalist style.
- **frame**: framed title.

```
1 \documentclass[titlelayout=exam]{neoschool}
2 \neoheader{
3   type = Unit Test #1,
4   school = Springfield High School,
5   level = AP Calculus BC,
6   duration = 90 min,
7   calculator = exam
8 }
9 \title{Sequences and series}
10 \date{October 21, 2025}
11 \subject{Mathematics}
12 \begin{document}
13 \maketitle
14 ...
15 \end{document}
```

4.2 Header configuration (`\neoheader`)

This command configures the information used by the `exam`, `eval`, `mockexam`, `shortlesson`, and `fullheader` styles.

```
1 \neoheader{
2   type = {Pop Quiz},
3   school = {Turing Academy},
4   academy = {District 12},
5   level = {8th Grade},
6   duration = {20 minutes},
7   calculator = {false},          % true / false / exam
8   leftcontent = {\faFlask},
9   rightcontent = {\faCalculator},
10  leftcontentfill = {true},
11  rightcontentfill = {true}
12 }
```

⑤ MATH ENVIRONMENTS

Built on `tcolorbox`.

5.1 Theorem styles

The **`thmstyle=style`** option sets the look of theorem-like environments. Options: `bar`, `block`, `tile`, `fold`, `plain`, `frame`, `curve`, `sticker`, `pastel`, `tag` (default), `raw`.

5.2 Available environments

- **theorem** (ref: thm)
- **lemma** (ref: lem)
- **corollary** (ref: cor)
- **conjecture** (ref: conj)
- **proposition** (ref: propo)
- **property** (ref: prop)
- **properties** (ref: prop)
- **definition** (ref: def)
- **definitions** (ref: def)
- **method** (ref: meth)
- **activity** (ref: act)
- **application** (ref: appl)
- **remark, remarks** (unnumbered)
- **example, examples** (ref: ex)
- **proof**

5.3 Environment options

- **title**=text: custom title.
- **label**=name: label for \ref.
- **colback**=color: background color.
- **colframe**=color: frame color.
- **coltitle**=color: title color.
- **fonttitle**=commands: title formatting.

5.4 Numbering options

- **sectionthmcounter**: resets counters at each section.
- **sharedthmcounter**: a single counter shared across all environments.
- **thmgroupcounter**: shared counter for theorem, lemma, corollary, proposition, and property.
- **sharedexcounter**: shares the counter between exercises and theorems.

5.5 Environment examples

```
\begin{definition}[
  title=Prime number,
  label=prime
]
A natural number is called prime
if it has exactly two distinct
divisors: 1 and itself.
\end{definition}

See Definition~\ref{def:prime}.
```

Definition 1 (Prime number) A natural number is called prime if it has exactly two distinct divisors: 1 and itself.

See Definition 1.

```
\begin{theorem}[title=Pythagorean theorem]
In a right triangle,
the square of the hypotenuse equals
the sum of the squares of the other
two sides:
\[ c^2 = a^2 + b^2 \]
\end{theorem}
```

Theorem 1 (Pythagorean theorem) In a right triangle, the square of the hypotenuse equals the sum of the squares of the other two sides:

$$c^2 = a^2 + b^2$$

```
\begin{property}
Every differentiable function
is continuous.
\end{property}

\begin{proof}
This follows directly from
the definition of the derivative.
\end{proof}
```

Property 1 Every differentiable function is continuous.

Proof. This follows directly from the definition of the derivative. ■

```
\begin{example}
Let  $f(x) = x^2$ .
Then  $f'(x) = 2x$ .
\end{example}

\begin{remark}
The converse is false:
 $|x|$  is continuous but not
differentiable at  $0$ .
\end{remark}
```

Example 1. Let $f(x) = x^2$. Then $f'(x) = 2x$.

Remark 1. The converse is false: $|x|$ is continuous but not differentiable at 0 .

⑥ EXERCISES

Built on the `xsim` package.

6.1 The exercise and solution environments

6.1.1 Exercise options

- **points**=*n*: point value.
- **bonus-points**=*n*: bonus points.
- **level**=*n*: difficulty level (1–5, shown as stars).
- **subtitle**=*text*: subtitle.
- **icon**=*fa-name*: FontAwesome icon (requires `exerciseicons`).
- **topic**=*topic*: topic tag for sorting/filtering.
- **grade**=*level*: grade level.
- **subject**=*subject*: subject area.
- **ID**=*id*: identifier for `\exercisenumbers{id}`.
- **template**=*name*: display style.

6.1.2 Exercise styles (exstyle)

The **exstyle=style** option sets the appearance of exercises.

Box styles: block, capsule (default), capsule-outline, tile, fold, plain, frame, curve, sticker, pastel, card, bar.

Badge styles: badge, badge-outline, digit, digit-outline, digit-inline, digit-outline-inline, counter, counter-inline, counter-outline, counter-outline-inline.

Line styles: line, line-outline, line-circle, line-circle-outline.

Special styles: inline, shell, section, subsection, item, rule, separator.

6.1.3 Global options

- **exerciseicons:** enables icon display.
- **answers:** shows solutions after each exercise.
- **answeronly:** shows solutions only.
- **shuffle:** randomly shuffles multiple-choice answers.
- **solstyle=style:** solution style (default: inline). Options: inline, dots, lines, box.
- **solrotate:** prints solutions upside down (180° rotation).

6.1.4 Exercise with solution

```
\begin{exercise}[
  points=4,
  level=2,
  subtitle={Finding a derivative}
]
```

Find the derivative of
 $f(x) = x^3 - 2x + 1$.

```
\end{exercise}
```

```
\begin{solution}
```

Applying the differentiation rules:

$f'(x) = 3x^2 - 2$.

```
\end{solution}
```

Exercise 1 [★★] **Finding a derivative**
(4 points) Find the derivative of $f(x) = x^3 - 2x + 1$.

Solution of exercise 1. Applying the differentiation rules: $f'(x) = 3x^2 - 2$.

6.1.5 Multiple choice

- **choices**(n): single-answer multiple choice on n columns. `\choice` for an answer, `\choice[\correct]` for the correct one.
- **checkboxes**(n): multiple-answer checkboxes. `\checkbox` for an answer, `\checkbox[\correct*]` for a correct one.

```
\begin{exercise}[points=1]
  What is the derivative of  $f(x)=x^2$ ?
```

```
\begin{choices}(2)
```

```
\choice[\correct]  $x \mapsto 2x$ 
```

```
\choice  $x \mapsto x$ 
```

```
\choice  $x \mapsto x^2$ 
```

```
\choice  $x \mapsto 2$ 
```

```
\end{choices}
```

```
\end{exercise}
```

Exercise 2 (1 point) What is the derivative of $f(x) = x^2$?

☐ $x \mapsto 2x$

☐ $x \mapsto x$

☐ $x \mapsto x^2$

☐ $x \mapsto 2$

```

\begin{exercise}[points=2]
  Check all true statements.
\begin{checkboxes}(1)
  \checkbox[\correct*]  $\pi > 3$ 
  \checkbox  $\sqrt{2}$  is rational
  \checkbox[\correct*]  $0! = 1$ 
  \checkbox  $\ln(1) = 1$ 
\end{checkboxes}
\end{exercise}

```

Exercise 3 (2 points) Check all true statements.

- ☐ $\pi > 3$
- ☐ $\sqrt{2}$ is rational
- ☐ $0! = 1$
- ☐ $\ln(1) = 1$

⑦ CODE LISTINGS

Two syntax highlighting backends are available via class options:

- **listings** (default): syntax highlighting via the `listings` package.
- **minted**: syntax highlighting via `minted` (requires Python, Pygments, and `-shell-escape`).

7.1 The code environment

```

\begin[options]{code}{language}[title][box-style]
... code ...
\end{code}

```

- `options`: `listings/minted` options.
- `language`: `python`, `latex`, `c++`, etc.
- `title`: optional title.
- `box-style`: box style override.

```

\begin{code}{python}[Factorial function]
def fact(n):
    if n <= 1:
        return 1
    return n * fact(n - 1)
\end{code}

```

Listing 5 · Factorial function

```

def fact(n):
    if n <= 1:
        return 1
    return n * fact(n - 1)

```

7.2 Code box styles (`codestyle`)

The `codestyle=style` option sets the appearance of code boxes. Options: `plain`, `line`, `lines`, `bar`, `frame`, `shadow` (default).

7.3 Code options

- `codewidth=factor`: block width (default: 1.0).
- `centeredcode`: centers code blocks.

7.4 Additional commands

- `\codeinline[lang]{code}`: inline code with syntax highlighting.
- `\codeinput[opt]{lang}{file}[title][style]`: imports code from a file.

The `\codeinline[python]{range(n)}` function generates integers from 0 to $n-1$.

The `range(n)` function generates integers from 0 to $n - 1$.

7.5 The pseudocode environment

Built on `algpseudocode`. When the French language option is active, keywords are automatically translated.

Special commands:

- `\Gets`: assignment arrow \leftarrow .
- `\To`: "to" keyword for loops.

```
\begin{pseudocode}{Binary search}
\Require Sorted array  $T$ , value  $v$ 
\Ensure Index of  $v$  or  $-1$ 
\State  $lo$  \Gets  $0$ ,  $hi$  \Gets  $|T| - 1$ 
\While{ $lo$  \leq  $hi$ }
  \State  $mid$  \Gets  $(lo + hi) / 2$ 
  \If{ $T[mid] = v$ }
    \State \Return  $mid$ 
  \ElsIf{ $T[mid] < v$ }
    \State  $lo$  \Gets  $mid + 1$ 
  \Else
    \State  $hi$  \Gets  $mid - 1$ 
  \EndIf
\EndWhile
\State \Return  $-1$ 
\end{pseudocode}
```

Algorithm 1 — Binary search

```
entrée Sorted array  $T$ , value  $v$ 
sortie Index of  $v$  or  $-1$ 
 $lo \leftarrow 0, hi \leftarrow |T| - 1$ 
tant que  $lo \leq hi$  faire
   $mid \leftarrow (lo + hi) / 2$ 
  si  $T[mid] = v$  alors
    retourner  $mid$ 
  sinon si  $T[mid] < v$  alors
     $lo \leftarrow mid + 1$ 
  sinon
     $hi \leftarrow mid - 1$ 
  fin si
fin tant que
retourner  $-1$ 
```

8 ADMONITIONS

Colored boxes with icons designed to draw attention to specific content.

8.1 Available environments

- **note**: general remarks (📝).
- **info**: supplementary information (ℹ️).
- **warning**: warnings (⚠️).
- **important**: key points (❗️).
- **tip**: tips and tricks (💡).
- **reminder**: things to remember (📌).
- **summary**: summaries (📋).
- **toolbox**: prerequisites and materials (🔧).
- **method**: step-by-step methods (🔧).
- **activity**: hands-on activities (🧩).

8.2 Admonition styles

The **adstyle=style** option sets the global appearance of admonitions. Options: modern, material, soft (default), classic, professional, minimal.


8.3 Admonition options

Each environment accepts key-value options:

- **title**=text: custom title.
- **subtitle**=text: subtitle.
- **icon**=\faIcon: custom icon.
- **style**=name: local style (overrides the global style).

```
\begin{warning}[title=Watch out, icon=
\faSkull]
  Don't divide by zero!
\end{warning}
\begin{tip}
  Try factoring first.
\end{tip}
```

 **Watch out.** Don't divide by zero!

 **Tip.** Try factoring first.

```
\begin{method}[title=Solving an equation]
  1. Isolate the variable.
  2. Simplify.
\end{method}
\begin{activity}[subtitle=Group work]
  Construct an equilateral triangle.
\end{activity}
```

 **Solving an equation.** 1. Isolate the variable. 2. Simplify.

 **Activity : Group work.** Construct an equilateral triangle.

⑨ CONTENT LAYOUT

9.1 Absolute positioning

`\positionobject{x}{y}{scale}{content}`: places content at coordinates (x, y) from the top-left corner.

9.2 Two-column layout

`\splitcontent[w1][gap]{col1}{col2}`: splits the horizontal space.

```
\splitcontent[0.4][0.05]{%
\textbf{Left column (40\%)}

First paragraph...
}{%
\textbf{Right column (55\%)}

Second paragraph...
}
```

Left column (40%)

First paragraph with some text to illustrate the layout.

Right column (55%)

Second paragraph with additional content.

9.3 The sidebyside environment

Creates two `tcolorbox` boxes side by side. `\tcblower` separates the two halves.

```
\begin{sidebyside}[
  title=Comparison,
  righthand width=.45\linewidth
]
  \textbf{Pros}
  \begin{itemize}
    \item Simple
    \item Fast
  \end{itemize}
  \tcblower
  \textbf{Cons}
  \begin{itemize}
    \item Limited
  \end{itemize}
\end{sidebyside}
```

Comparison

Pros

- Simple
- Fast

Cons

- Limited

9.4 Text with image

`\textwithimage[*]{w_img}{s_img}{text}{path}`: combines text and an image. `*` places the image on the left.

9.5 QR codes

`\withqrcode[*][size]{url}{content}`: QR code alongside content. `*` places the QR code on the right.

```
\withqrcode{https://example.com}{%
  Scan this QR code to
  visit the website.
}
```



Scan this QR code to visit the website.

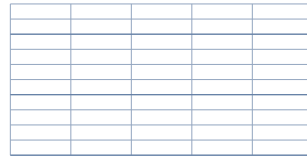
9.6 Grids and paper styles

- `\grid[color]{width}{height}`: 5 mm × 5 mm grid.
- `\customgrid[color][dx][dy]{width}{height}`: custom grid.
- `\frenchgrid[minor_c][major_c]{width}{height}`: Seyès (French ruled) grid.
- `\gridfill` / `\gridfill*`: fills the page with a grid.
- `\notebook`, `\nbminorgrid`, `\nbmajorgrid`: page background styles.

```
\grid[blue!40]{4cm}{2cm}
```



`\frenchgrid{4cm}{2cm}`



9.7 Simple boxes

- `neobox`: box with a frame.
- `neobox*`: box without a visible frame.
- `\neocolorbox{color}{content}`: simple colored box.
- `\inlinebox[frame][bg][text]{content}`: customizable inline box.

```
\begin{neobox}[title=My box]
  Content with a frame.
\end{neobox}
```

```
\begin{neobox*}
  Content without a visible frame.
\end{neobox*}
```

My box

Content with a frame.

Content without a visible frame.

9.8 Logos and special symbols

- `\AIlogo[options]`: AI logo (chip with neural network).
- `\NoAIlogo[options]`: "No AI" logo (crossed-out chip).
- `\documentcolor{color}`: changes the text color for the entire document.

`\AIlogo` `\quad` `\NoAIlogo`

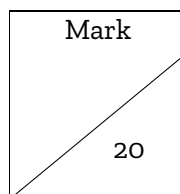


10 GRADING AND ASSESSMENT

10.1 Grading tools

- `\gradingstrip[total]`: grading banner with a score field and space for comments.
- `\mrk[*][comment]{pts}`: margin points.

`\gradingstrip[20]`



Comments

10.2 Answer areas

- `\answerfield[width]{lines}`: answer area with a colored background.
- `\answerframe[width]{lines}`: framed answer area.
- `\vardots[length]`: dotted fill line.
- `\lines[char][spacing]{n}`: draws n horizontal lines.

- `\emptybox{width}{height}`: blank box for free-form answers.

Answer: <code>\answerfield[5cm]{1}</code>	Answer: <div style="border: 1px solid #ccc; height: 20px; width: 100%;"></div>
---	---

Justify: <code>\answerframe{3}</code>	Justify: <div style="border: 1px solid #ccc; height: 50px; width: 100%;"></div>
--	--

Name: <code>\vardots[4cm]</code> Date: <code>\vardots[3cm]</code>	Name: Date:
--	----------------------------

<code>\lines{3}</code>
------------------------	-------------------------













10.3 Markers and symbols

- `\cmark:` ✓ (green).
- `\xmark:` ✗ (red).
- `\unchecked:` ☐.
- `\done:` ✓
- `\wontfix:` ✗.

<code>\begin{itemize}</code> <code>\unchecked</code> Task to do <code>\done</code> Task completed <code>\wontfix</code> Task canceled <code>\end{itemize}</code>	<input type="checkbox"/> Task to do <input checked="" type="checkbox"/> Task completed <input checked="" type="checkbox"/> Task canceled
--	--

10.4 Competency-based assessment

`\competencies{Skill1}\Skill2...}`: assessment table with 4 proficiency levels.

<code>\competencies{</code> Compute derivatives \\ Solve equations \\ Write proofs <code>}</code>	<table border="1"> <thead> <tr> <th>Competencies</th> <th></th> <th></th> <th></th> <th></th> </tr> </thead> <tbody> <tr> <td>Compute derivatives</td> <td></td> <td></td> <td></td> <td></td> </tr> <tr> <td>Solve equations</td> <td></td> <td></td> <td></td> <td></td> </tr> <tr> <td>Write proofs</td> <td></td> <td></td> <td></td> <td></td> </tr> </tbody> </table>	Competencies					Compute derivatives					Solve equations					Write proofs				
Competencies																					
Compute derivatives																					
Solve equations																					
Write proofs																					

11 MATH COMMANDS

11.1 Highlighting

- `\mhl[color]{expr}`: highlights the expression.
- `\mc[color]{expr}`: colors the expression.
- `\mathbox<bg>[border]{content}`: frames math content.

`f(x) = \mhl[yellow!30]{x^2} + \mc[blue]{3x} - 1`

$f(x) = x^2 + 3x - 1$

The formula `\mathbox{E = mc^2}` is famous.

With colors:

`\mathbox<yellow!20>[red]{a^2+b^2=c^2}`

The formula $E = mc^2$ is famous.

With colors: $a^2 + b^2 = c^2$

11.2 APMEP support

Commands available with the `apmep` option:

- Vectors: `\vectt{AB}`.
- Coordinate frames: `\Oij`, `\Oijk`, `\Ouv`.
- Symbols: `\euro`, `\cg`, `\cd`, `\pg`, `\pp`, `\barre{x}`.

The vector `\vectt{AB}` in the frame `\Oij`.

We have $x \text{ \texttt{\textbackslash pg} } 0$ and $y \text{ \texttt{\textbackslash pp} } 5$.

The mean is `\barre{x} = 12`.

The vector \overrightarrow{AB} in the frame $(O; \vec{i}, \vec{j})$.

We have $x \geq 0$ and $y \leq 5$.

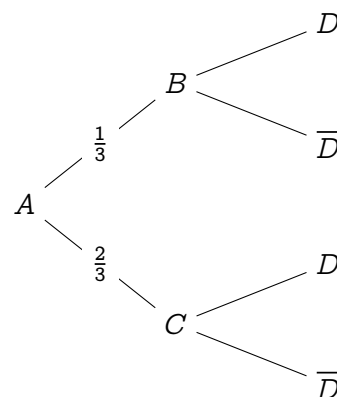
The mean is $\overline{x} = 12$.

12 SPECIAL TOOLS

12.1 Trees and graphs

- **neotree**: tree environment (built on `forest`). The `w=val` option adds a weight label to a branch.
- `\neograph`: graph command (`lualatex` required).

```
\begin{neotree}[l=2cm, s sep=1cm]
  A [B, w=\frac{1}{3} [D] [\overline{D}]]
    [C, w=\frac{2}{3} [D] [\overline{D}]]
\end{neotree}
```



12.2 Math grid (mathgrid)

An environment for aligning blocks of equations in a grid.

- `\begin{mathgrid}{n}`: grid with n columns.
- `\neoline`: new row.
- `\neocol[span]{content}`: column with align*.

```
\begin{mathgrid}{2}  
  \neoline  
  \neocol{  
    A &= 2 + 3 \\  
    A &= 5  
  }  
  \neocol{  
    B &= 4 \times 2 \\  
    B &= 8  
  }  
\end{mathgrid}
```

$$\begin{array}{cc} A = 2 + 3 & B = 4 \times 2 \\ A = 5 & B = 8 \end{array}$$

13 MARGIN NOTES

Enabled via `notes=dim`, `leftnotes=dim`, or `rightnotes=dim`.

- `\tdnote[options]{text}`: note in the margin.
- `\boxnote[label]{text} + \tdmark[label]`: note anchored to a specific location.

```
1 \documentclass[notes=2.5cm]{neoschool}  
2  
3 This is important\tdnote{Remember this!}.  
4  
5 \boxnote[hyp]{Key hypothesis}  
6 \begin{theorem}  
7   \tdmark[hyp] If  $f$  is continuous on  $[a,b]$ ...  
8 \end{theorem}
```